


## Important Safety Instructions

1. Read these instructions.
2. Keep these instructions.
3. Heed all warnings.
4. Follow all instructions.
5. Do not use this apparatus near water.
6. Clean only with dry cloth.
7. Do not install near any heat sources such as radiators, heat registers, stoves, or other apparatus (including amplifiers) that produce heat.
8. Do not place naked flames, such as lighted candles, on the apparatus.
9. Do not block ventilation openings. Install in accordance with the manufacturer's instructions.
10. Do not defeat the safety purpose of the polarized or grounding-type plug. A polarized plug has two blades with one wider than the other. A grounding type plug has two blades and a third grounding prong. The wide blade or the third prong are provided for your safety. If the provided plug does not fit into your outlet, consult an electrician for replacement of the obsolete outlet.
11. Protect the power cord from being walked on or pinched particularly at plugs, convenience receptacles, and the point where they exit from the apparatus.
12. The socket-outlet shall be installed near the equipment and shall be easily accessible.
13. Only use attachments/accessories specified by the manufacturer.
-  14. Use only with the cart, stand, tripod, bracket, or table specified by the manufacturer, or sold with the apparatus. When a cart is used, use caution when moving the cart/apparatus combination to avoid injury from tip-over.
15. Unplug this apparatus during lightning storms or when unused for long periods of time.
16. Refer all servicing to qualified service personnel. Servicing is required when the apparatus has been damaged in any way, such as power-supply cord or plug is damaged, liquid has been spilled or objects have fallen into the apparatus, the apparatus has been exposed to rain or moisture, does not operate normally, or has been dropped.

## Environmental Declaration / 环境宣言

### Compliance Information Statement: Declaration of Compliance procedure

Product Identification:	Novation 49SL MkIII, 61SL MkIII
Responsible party:	American Music and Sound
Address:	4325 Executive Drive Suite 300 Southaven MS 38672
Telephone:	800-431-2609

This device complies with part 15 of the FCC Rules. Operation is subject to the following two conditions: (1) This device may not cause harmful interference, and (2) this device must accept any interference received, including interference that may cause undesired operation.

#### For USA - to the User:

1. Do not modify this unit! This product, when installed as indicated in the instructions contained in this manual, meets FCC requirements. Modifications not expressly approved by Focusrite may void your authority, granted by the FCC, to use this product.
2. Important: This product satisfies FCC regulations when high quality shielded cables are used to connect with other equipment. Failure to use high quality shielded cables or to follow the installation instructions within this manual may cause magnetic interference with appliances such as radios and televisions and void your FCC authorization to use this product in the USA.
3. Note: This equipment has been tested and found to comply with the limits for a Class B digital device, pursuant to part 15 of the FCC Rules. These limits are designed to provide reasonable protection against harmful interference in a residential installation. This equipment generates, uses and can radiate radio frequency energy and, if not installed and used in accordance with the instructions, may cause harmful interference to radio communications. However, there is no guarantee that interference will not occur in a particular installation. If this equipment does cause harmful interference to radio or television reception, which can be determined by turning the equipment off and on, the user is encouraged to try to correct the interference by one or more of the following measures:
  - Reorient or relocate the receiving antenna
  - Increase the separation between the equipment and receiver
  - Connect the equipment into an outlet on a circuit different from that to which the receiver is connected
  - Consult the dealer or an experienced radio/TV technician for help




#### For Canada - to the User:

This Class B digital apparatus complies with Canadian ICES-003  
Cet appareil numérique de la classe B est conforme à la norme NMB-003 du Canada.

#### RoHS Notice

Focusrite Audio Engineering Limited has conformed and this product conforms, where applicable, to the European Union's Directive 2011/65/EU on Restrictions of Hazardous Substances (RoHS) as well as the following sections of California law which refer to RoHS, namely sections 25214.10, 25214.10.2, and 58012, Health and Safety Code; Section 42475.2, Public Resources Code.

## Important Safety Precautions / Précautions importantes de sécurité / 重要安全措施

 <b>CAUTION: TO REDUCE THE RISK OF ELECTRIC SHOCK, DO NOT REMOVE COVER (OR BACK). NO USER-SERVICEABLE PARTS INSIDE. REFER SERVICING TO QUALIFIED SERVICE PERSONNEL.</b> <b>ATTENTION: POUR RÉDUIRE LE RISQUE DE CHOC ÉLECTRIQUE, NE RETIREZ PAS LE CAPOT (NI LE DOS). AUCUNE PIÈCE N'EST RÉPARABLE PAR L'UTILISATEUR À L'INTÉRIEUR. CONFIEZ TOUTE RÉPARATION À DU PERSONNEL DE MAINTENANCE QUALIFIÉ.</b> 注意: 为避免触电的危险, 请用户不要自行拆开设备的外壳(或背板)。产品内部不具有用户可自行维修或更换的零部件。如需要对产品进行维修或维护, 请寻求有资质的维修人员的帮助。	
 The lightning flash with arrowhead symbol, within equilateral triangle, is intended to alert the user to the presence of uninsulated "dangerous voltage" within the product's enclosure that may be of sufficient magnitude to constitute a risk of electric shock to persons. Le symbole d'éclair à pointe de flèche dans un triangle équilatéral est destiné à alerter l'utilisateur de la présence d'une "tension dangereuse" non isolée dans l'enceinte du produit, tension d'amplitude suffisante pour constituer un risque d'électrocution pour les personnes. 此带箭头雷电三角符号意在提醒用户, 设备四周存在未绝缘电压, 其电压量可能达到足以引起触电危险的级别。	
 The exclamation point within an equilateral triangle is intended to alert the user to the presence of important operating and maintenance (servicing) instructions in the literature accompanying the appliance. Le point d'exclamation dans un triangle équilatéral est destiné à alerter l'utilisateur de la présence d'instructions importantes de fonctionnement et de maintenance (réparation) dans la documentation accompagnant l'appareil. 三角形内的感叹号标识, 意在警告客户, 在使用此设备之前, 务必仔细阅读用户指南所列出的各项重要操作和维护说明	
<b>WARNING</b>	TO REDUCE THE RISK OF FIRE OR ELECTRIC SHOCK, DO NOT EXPOSE THIS APPLIANCE TO RAIN OR MOISTURE. DO NOT PLACE OBJECTS FILLED WITH LIQUIDS ON THIS APPARATUS.
<b>AVERTISSEMENT</b>	POUR PRÉVENIR TOUT DANGER D'INCENDIE OU DE CHOC, N'EXPOSEZ PAS CET APPAREIL À LA PLUIE NI À L'HUMIDITÉ. NE POSEZ PAS D'OBJETS REMPLIS DE LIQUIDES SUR CET APPAREIL
<b>警告</b>	为减少火灾或触电的可能性, 请不要将此设备暴露在雨水或潮湿环境。请勿将装满液体的物件放置在此设备上。

## Instructions de sécurité importantes

1. Lisez ces instructions.
2. Conservez ces instructions.
3. Tenez compte de tous les avertissements.
4. Suivez toutes les instructions.
5. N'utilisez pas cet appareil avec de l'eau à proximité.
6. Nettoyez-le uniquement avec un chiffon doux.
7. Ne l'installez pas près d'une source de chaleur de type radiateur, bouche de chaleur, poêle ou autre appareil (dont des amplificateurs) qui produit de la chaleur.
8. Aucune source de flamme nue, comme une bougie allumée, ne doit être placée sur l'appareil.
9. Ne bloquez aucune ouverture de ventilation. Installez-le conformément aux instructions du fabricant.
10. Ne supprimez pas le dispositif de sécurité que représente la fiche polarisée ou de terre. Une fiche polarisée a deux lames dont une plus large que l'autre. Une fiche de terre a deux bornes et une troisième pour la terre. La lame large ou la borne de terre servent à votre sécurité. Si la fiche fournie ne rentre pas dans votre prise, consultez un électricien pour le remplacement de la prise obsolète.
11. Évitez que le cordon d'alimentation ne soit piétiné ou pincé, particulièrement au niveau des fiches, des multiprises et de la sortie de l'appareil.
12. La prise de courant murale doit être située à proximité de l'appareil et son accès doit être aisé.
13. N'utilisez que des fixations/accessoires spécifiés par le fabricant.
14. N'utilisez qu'un chariot, stand, trépied, fixation ou table spécifié par le fabricant, ou vendu avec l'appareil. Si vous utilisez un chariot, prenez garde lors du déplacement de l'ensemble chariot/appareil à ne pas être blessé par un renversement.
15. Débranchez cet appareil durant les orages ou en cas de non utilisation prolongée.
16. Confiez toute réparation à un personnel de maintenance qualifié. Une réparation est nécessaire si l'appareil a été endommagé de quelque façon que ce soit, notamment si le cordon d'alimentation ou sa fiche sont endommagés, si du liquide a été renversé sur l'appareil ou si des objets sont tombés à l'intérieur, si l'appareil est exposé à la pluie ou à l'humidité, ne fonctionne pas normalement ou est tombé.

## Manufacturer / Fabricant / 生产商 / 制造商

Focusrite Audio Engineering Ltd. Windsor House, Turnpike Road, High Wycombe, HP12 3FX, United Kingdom.

福克斯莱特音频工程有限公司。英国白金汉郡 HP12 3FX 海威科姆镇汤派路温莎大厦。

品牌: Novation (诺维逊)      产品类型: 音乐编写输入控制器  
 网址: www.novation.com      中国经销商: 请参阅经销商资讯卡  
 工厂地址: 珠海市金湾区联港工业区大林片区双林东路2号得理工业园

## 重要安全须知

1. 请仔细阅读此安全须知。
2. 请妥善保管好此安全须知。
3. 请留意所有的警告语。
4. 请严格按照安全须知所述进行操作。
5. 请不要在近水的地方使用此设备。
6. 请务必只使用干布进行设备的清洁。
7. 请不要将设备安装安装在热源附近, 包括散热器、热记录仪、烤炉或其它发热的装置(包括功率放大器)。
8. 请不要在设备上放置明火, 如蜡烛。
9. 请不要使用任何物品覆盖设备的通风孔, 并按照生产商指引对设备进行安装。
10. 请不要忽视分板插头或接地插头的安全性。分板插头为两扁脚设计, 并且两脚的宽度不一样; 接地插头除两扁脚外, 还有一个接地插脚。分板插头较宽的插脚或接地插头的接地插脚是为保障用户的安全所设。如果我们产品所配置的插头与您所使用的插座不匹配, 请咨询专业的电工以更换合适的插座。
11. 请注意保护好电源线, 严禁踩踏或积压, 特别是靠近插头、插座或连接机身的位置。
12. 插座应该安装在靠近设备的地方。
13. 只使用制造商指定的配件。
14. 请只采用生产商所指定的手推车、支架、三脚架、机架或工作台面来配合设备使用; 在使用手推车移动设备时, 请小心操作, 以免设备发生滑落或侧翻造成伤害。
15. 在雷雨天气或者长期不使用的時候, 请拔掉设备电源。
16. 如需要对设备进行维修或维护, 请寻求有资质的维修人员的帮助。当设备受到损坏时, 我们就需要对其进行维护或维修, 例如电源线破损、机内进水或进入其它异物、机身受潮、设备无法正常工作或设备不慎跌落。



仅适用于在非热带气候地区



仅适用于海拔不超过 2000 米地区

### RoHS 声明:

Focusrite 公司确认此产品生产及运作完全符合 Restrictions of Hazardous Substances (RoHS) 里面欧盟 Directive 2011/65/EU 的规定, 同时符合美国加州法律根据 RoHS 所作出的相关规定, 当中包括 25214.10、25214.10.2 及 58012 等章节里面的 Health and Safety Code, 以及 42475.2 章节里面的 Public Resources Code。

## 중요 안전 수칙

1. 이 가이드를 정독하십시오.
2. 이 가이드를 꼭 지니고 있어야 합니다.
3. 모든 주의사항을 면밀히 살펴보십시오.
4. 모든 가이드 사항을 따르십시오.
5. 물 가까이에 제품을 사용하지 마십시오.
6. 마른 거즈로만 닦으십시오.
7. 예를 들어 라지에이터, 스토브 혹은 타 기기(증폭기 포함)같이 열을 발생시키는 기기 가까이에 설치하지 마십시오.
8. 촛불과 같은 화기는 기기에 위치하면 안됩니다.
9. 모든 환풍구는 막지 마십시오 제조자의 가이드에 따라 설치하십시오.
10. 유극 혹은 접지 타입 플러그의 안전 목적을 잊지 마십시오. 유극 플러그는 한쪽이 더 넓은 두 개의 핀을 가지고 있습니다. 접지 타입 플러그는 두 개의 핀과 한 개의 접지 단자를 가지고 있습니다. 넓은 핀이나 접지 단자는 안전을 위한 것입니다. 만약 제공된 플러그가 사용자의 콘센트 단자에 맞지 않는다면 콘센트의 교체를 위해 기술자와 상의하십시오.
11. 특히 플러그, 일반 콘센트, 그리고 기기로부터 사람들이 나오는 포인트에 코드를 밟거나 까지 않도록 주의하십시오.
12. 콘센트는 기기 주변에 있어야 하며 접근이 용이해야 합니다.
13. 제조자에 의해 명시된 부속품만이 사용 가능합니다.
14. 제조자에 의해 명시된 카드, 스탠드, 삼각대, 모포 혹은 테이블, 기기와 함께 제공되는 제품만이 함께 사용될 수 있습니다. 카트를 사용 시, 카트나 기기 조합을 움직일 시 넘어져서 생기는 부상에 주의하십시오.
15. 천둥 번개 혹은 오랫동안 사용하지 않을 시 플러그는 뽑으십시오.
16. 모든 서비스는 서비스 직원을 참고하십시오. 서비스는 기기 손상을 입었을 경우( 예를 들어 전원 코드나 플러그가 손상을 입었거나 액체가 쏟아지거나 물체가 기기에 넘어지거나 기기가 물 혹은 수분에 노출되었거나, 정상적으로 작동되지 않거나, 혹은 넘어졌을 경우 등)에 요구됩니다.